



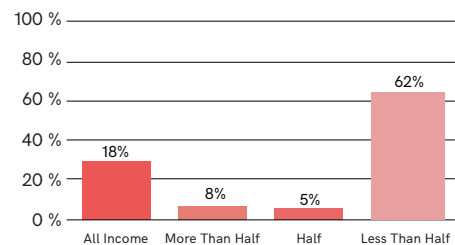
# 2018 Annual Artist Survey Findings

During the summer of 2018, 1,801 artists from across Washington State participated in the Artist Trust Annual Artist Survey. Results of the annual survey allow us to better understand the artists we serve and share that information with other artist-serving organizations. With greater knowledge about the needs of artists around the state, we can all work to provide better support and further elevate the voices of Washington's artists. Key findings are below and a full report on this research is available at [artisttrust.org](http://artisttrust.org).

## Washington State Artists' Needs

- When asked what they need to **thrive** as artists, respondents shared perspectives about **money, community, space, and time**.
- **77%** of artists surveyed expressed a need to learn about how to connect with **non-arts communities** in new and innovative ways.
- The top **challenges** for Washington State artists who took the survey are **marketing, building audiences, and finding local support**.
- In 2018, **26%** of respondents reported making at least **half of their annual income** from their art practice and related activities and almost **4/5 (79%)** indicated that they have had public presentations of their work in Washington State in the last 12 months.

FIG. 1: INCOME



## A Picture of Washington State Artists

- In 2018, **56%** of respondents reported living in **urban** areas, while **26%** reported that they live in **suburban** parts of the state and **18%** considered their location **rural**.
- Almost **3/4** of 2018 respondents reside in **Puget Sound**, with **54%** of them living in King County. Outside of the Puget Sound, the highest response rate (**11%**) was from artists living in other counties in the West.
- In our study, artists have the ability to self identify in the **race and ethnicity** categories. In 2018, **38%** of survey respondents identify as at least one race other than White/European and **76%** identify exclusively or include White/European.
- The most prevalent artistic discipline of artists who took the survey was **visual art (61%)**. The majority of responding artists identify that they work in more than one artistic discipline.

FIG. 2: LOCATION

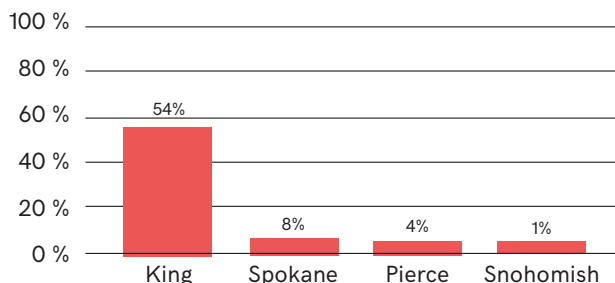
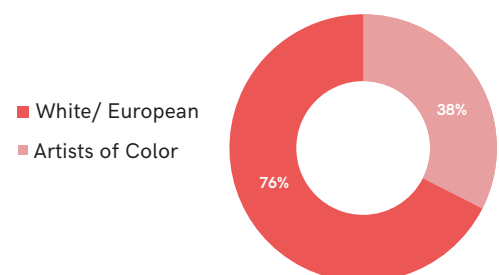


FIG. 3: RACE & ETHNICITY\*



For the full survey report and more information about Artist Trust, please visit [artisttrust.org](http://artisttrust.org).

\*These identification categories were non-exclusive which makes the total percent greater than 100